

BUCHER
municipal

Bucher **MaxPowa V65e**





Extraordinary results from our highly regarded sweepers

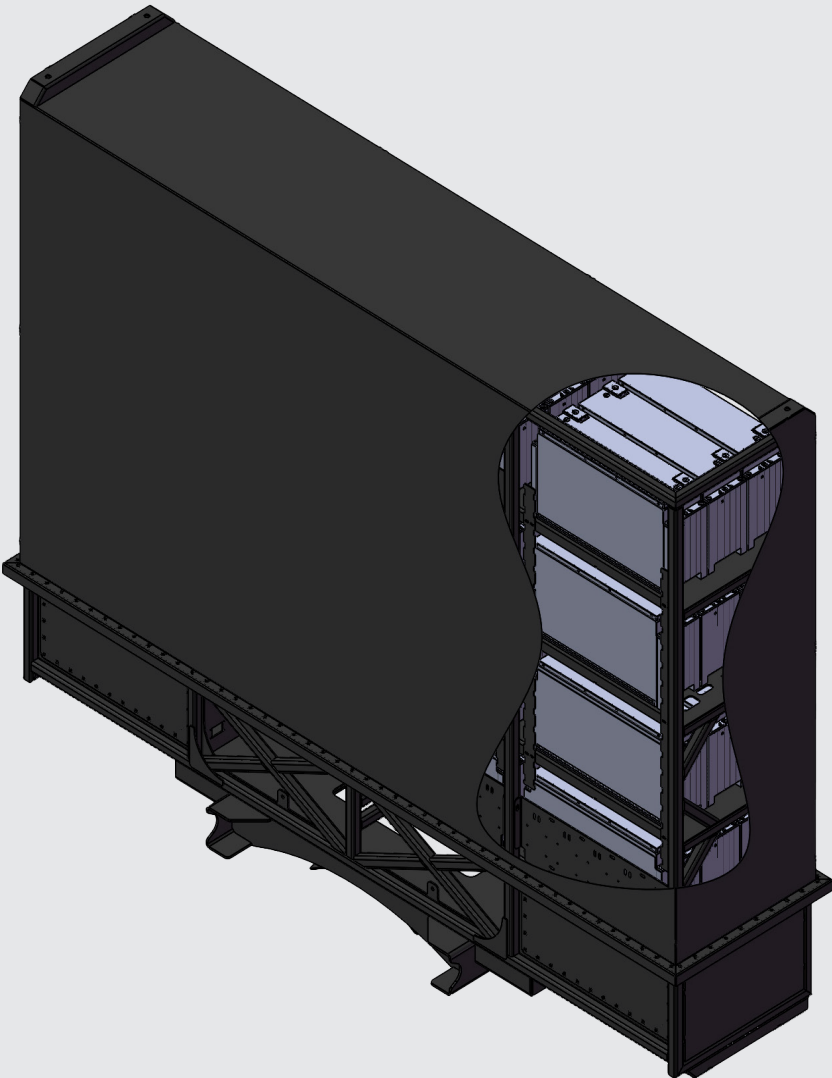
The Bucher MaxPowa V series has established itself as our most reliable and dependable truck mounted sweeper.

Our latest sweepers have been developed from over 60 years of evolution and continuous improvement to meet the requirements of our customers.

With tailored machines in your chosen field, Bucher Municipal offer a wide choice of products and options, which ensures maximum performance is always achieved.

The MaxPowa V65e is a 100% electric truck mounted sweeper offering zero emissions sweeping combined with longer on-station time, ease of use and low operational costs.

The MaxPowa V65e excels in each of these areas; high performance, high productivity, lower cost of ownership, environmental impact, safety and operator experience.



High performance

Matching battery capacity and power to provide a diesel engine sweeper performance is the goal and Bucher Municipal achieve this with a large 200kWh battery pack mounted behind the chassis cab.

The lithium ion phosphate battery provides 2,000 full charging cycles and an on-board Battery Management system constantly monitors and maintains the temperature and health of all


battery cells, balancing them without the need for liquid cooling.

The MaxPowa V65e features regenerative braking which gradually increases depending on the level of braking. As the brake pedal is pressed, additional regenerative braking is applied to give the best feel and operation to the vehicle.

Charging


The MaxPowa V65e is equipped with a Combined Charging System (CCS) offering both AC and DC charging. The CCS2 inlet means connection can be made from either standard industrial connections (AC) or from CCS Electric Vehicle Supply Equipment Stations (EVSE) with DC power supply from 700V.

To cater for diverse AC charging needs a range of cable options are available. Select from 32A or 63A charging cables allowing connection to standard industrial power supplies or opt for Type 2 to Type 2 cables for charging from dedicated stations. A convenient onboard storage locker is also provided. .



Charge Times
AC Charging
63A (3 Phase 44kWh) - 4 hours
32A (3 Phase 22kWh) - 8 hours

DC Charging
(130 kW max) - 60 minutes (20 - 80%)

	Type Lithium Ion Phosphate - LiFeP04	Packs 48 x 12v battery packs	Voltage 650V	Capacity 200kWh
---	---	---	------------------------	---------------------------

High productivity

Productivity is driven by reliability and dependability through fewer breakdowns or service interventions. Combine this with great suction performance, quick engage options your work time increases.

The MaxPowa V65e delivers great productivity with standard features and a wide range of options to match your operational needs.

Pneumatically operated mesh shakers remove leaves and litter trapped in the screens without the need for the operator to open the rear door.*

Powasave/Thrust now independently controlled; reduces brush wear and boosts pressure to channel brushes in heavily soiled channels and reduces pressure/brush wear in light conditions.*

Variagap gives the operator infinitely variable control of the nozzle aperture maximising suction performance whilst collecting bulky items or debris.*

Data-capture is standard via the JVM providing data on service information and the sweeper. Data can be downloaded via a USB stick and uploaded onto a spreadsheet showing sweeping time and if fitted with a tachograph, distance travelled and distance swept.

Variabrush allows the operator to maintain a safe and consistent distance from the pavement, by adjusting the channel brush position to follow the kerb line; enhancing the functionality of the sweeper.*



Top mounted wanderhose*

The top mounted wanderhose with 280 degree rotation, available in a 150 mm diameter with water injection, can be used to empty gullies down to 1570 mm safely from the kerb side.



Simultaneous sweep*

Simultaneous sweep allows both brushes and vacuum nozzles to operate at the same time.



Rotatilt*

Rotatilt option adjusts the angle of the channel brush from the cab to clean crevasses and cambered roads.



Charging cable

Various charging cable options, in 32A and 63A, to integrate with your charging facilities.

* Optional equipment




3500 mm wheelbase
With 1545 litre water capacity.
(Or a 2000 litre option).

6.5 m³
Up to 8 hours sweeping
Or a transit range of up to 200 km.

Up to 3600 mm
Up to 3600 mm swept brush
width on simultaneous sweep

Up to 6,000 kg payload
With an 16,000 kg GVM.
*options dependant



Supawash*

Provides an option for high pressure water, 32 l/min @ 100 bar to clean roads and kerb lines. The hand lance and 15 m hose reel can be used to clean street furniture and the machine itself.



Rear mounted wanderhose*

Heavy duty, rear mounted wanderhose is also available to allow gully emptying. The single piece rear hose provides fast deployment with a max cleaning depth of 1475 mm. *

Lower **Cost** of Ownership

Capital cost is only part of the operational expenditure of the sweeper. Lower power consumption and maintenance costs can outweigh the initial purchase price offering better value in the longer term.

The MaxPowa V65e has been designed to last and have more durable wearing parts.

The MaxPowa V65e features a 1.4003 stainless steel hopper and integrated water tank. A mild steel cowl is standard with optional 1.4003 stainless steel upgrade. Stainless steel mesh screens are also available if required.

The powder painted process starts with shot blasting components prior to the application of zirconium based pre-treatment to create a clean and adhesive surface for a satin primer. The resulting powder coat layer creates a highly effective barrier against corrosion increasing durability of the sweepgear.

The rear door features heavy duty stiffeners and the rear chute is made from stainless steel for extended durability.


Corten inlet tubes and seats reduce wear even in the harshest of environments.

Bolted replaceable rubber seals and quick change brushes reduce downtime for consumable replacements.

As standard, the MaxPowa V65e sweeper features a Pressadrain water purging system so that when freezing weather conditions are anticipated, water is easily and conveniently drained from the sweeper.

Water jets in the nozzle boxes are self-cleaning which extends the life of the components.

* Optional equipment



JVM screen
JVM system with 7" colour screen provides fault diagnosis and operational feedback.

Systems locker
The electronic nodes, hydraulic adjustments and pneumatic systems are centralised in the systems locker complete with convenient LED strip light, making repairs and fault finding easier and faster.

Kick back feature
Trailing brush arms have a kickback function as standard protecting both the sweeper and street furniture.

Supawash Hose*
The Supawash hose has a short lead with a connector attached to the 15 metre hose. This allows the full length hose to be replaced quickly in the event of damage.

Door locking mechanism
Heavy duty twin locking mechanism with minimal proximity switches, to ensure a tight seal and prevention of leakage.

Combi cooler radiator
Single triple stack cooling pack for improved cooling performance and ease of cleaning.

Heavy duty nozzle*
Optional heavy duty nozzle box wheels and bumpers reduce damage and extend wheel life.

Easyclean*
Easyclean option can connect to a hydrant to flush the inside of the hopper, cleaning the roof duct and behind the inlet tubes.

Low Environmental Impact

Road sweepers are the only vehicles on the road that reduce harmful emissions by trapping particulate matter collected from the road surface in the hopper. The MaxPowa V65e does this with the lowest environmental impact Bucher Municipal can design.

Low noise

The MaxPowa V65e sweepers are equipped with noise suppression hoods, encapsulating the fan casing and noise attenuation vanes are installed as standard in the air exhaust system. Noise at the driver’s ear is less than 75 dB(A) at maximum revs (chassis dependant), creating a safer operating environment for both the driver and pedestrians. The fan speed can be set to lower revs for night sweeping which reduces the noise levels by up to 50%.

High dust suppression


Debris is sucked in a direct route from the vacuum nozzle into the hopper, reducing wear and tear as well as maintenance. Once debris is in the hopper, the cyclonic airflow helps separate debris, and the clean air is released into the atmosphere.

Low water usage

The MaxPowa V65e uses as standard yellow mist atomising jets to reduce water usage by 20% or red nozzle jets, with higher flow are available for heavier applications.

Zero emissions

Producing zero tailpipe emissions and low noise makes the MaxPowa V65e ideal for municipal sweeping and with a driving range of 200 km on a single charge means that it consumes less than 1kWh per kilometre.



Smoothflow Air System

Re-designed airflow system to maximise air delivery and minimise losses, improving suction performance whilst reducing noise.



Safety

Safety is everyone’s responsibility and Bucher Municipal has considered all areas of human interaction when designing the MaxPowa V65e.

Automatic body prop

A highly visible, self-engaging body prop provides the operator and service personnel with a safe working environment. As it is disengaged from the wireless pendant, there is no need for anyone to work under an unsecured body.

Wireless pendant controller

The radio controlled remote pendant allows the operator to walk completely around the sweeper without having wires to contend with. The operator can adjust the wide sweep brush easily and can check the surroundings before opening the hopper or tipping.

Lighting

Being seen is a necessity on many sites and highways, The MaxPowa V65e is supplied with an LED cab mounted beacon and two rear LED beacons mounted at the back of the hopper as standard.

A range of optional beacons, worklights and signboards can also be supplied to increase the visibility of the sweeper. Optional rear mounted worklights offer an illuminated area behind the sweeper for reversing and working. An LED signboard is also available with clear and programmable messaging. -

Improved direct vision

The MaxPowa V65e comes with an adjustable JVM screen and control box to allow the operator to adjust them to suit their driving position.

An updated door controller with improved information and LED lights indicate which sweeping functions are on so the operator reduces the number of times they have to look away from the road.

The MaxPowa V65e’s JVM screen provides information on the sweeper’s performance and doubles up as the camera screen, reducing the requirement for additional screens in the cab.



Offside camera
Offside road view, providing additional vision for potential blind spot.

Lighting
LED beacons as standard for improved visibility

Hi-vis brush plates
High visibility brush plates and hose sleeves makes it easier for the operator to see the brush position and alerts pedestrians, cyclists and other vehicles to the position of the brushes.

Radio controlled pendant
Wireless pendant for hopper opening and tipping and wide sweep brush adjustments.

High tipping angle door
And sloping hopper floor for ease of discharge.

LP13 signboard
An LP13 Signboard can be installed for highways contracts.

Body prop
Highly visible self-engaging body prop

Triple work light*
Double or triple sweep gear work lights illuminate the side of the sweeper and kerb or the road planing kit. *

Operator Experience

The Bucher MaxPowa V65e sweeper has been cleverly thought through with the operator in mind. Ease of use, great suction performance, minimal effort required to set-up, clean and operate.

The JVM has a wide range of settings that can be tailored to suit the operational needs including optional Preference Plus for a range of additional settings to customise your sweepers functionality. Features available include a boost setting for Eco mode or pausing of the sweepgear when overloaded or on low fluid levels.

JVM display

Daily checks are carried out via the JVM. The centre console can be adjusted to suit the operator's preferred position.

Door controller

A heavy duty pause button allows the operator to lift all the sweep gear. This allows the operator to change from sweeping to transit in a quick and easy way, and easily back again to sweeping. The MaxPowa V65e remembers the last sweeping settings used each time.

Storage lockers

The MaxPowa V65e has two lockable side lockers in the hopper for storing equipment including wanderhose extensions and standpipes, and a large additional storage locker useful for storing charging cables is also provided.

Cleaning

The MaxPowa V65e features a sloping hopper floor; this allows leaves and debris to slide out of the hopper easily, reducing the amount of cleaning required. The MaxPowa V65e also offers an optional Easiclean system which flushes the air duct and behind the inlet tubes.



Easiadjust nozzle

Simple adjustment of the nozzle for reduced set up time.

Mesh retention hooks

The mesh screens are released and locked from the retaining clips via the door opening mechanism reducing the effort required to open and clean.

Door controller

The ergonomic door controller can be used for all the sweeping operations, brush position, pressure, speed, nozzle aperture, engine revs and water jets.

USB charging points

A centre console, featuring cup holders and USB charging points, can be adjusted to suit the operator's preferred position.





For local contact and support, please scan the QR code or visit buchermunicipal.com

At Bucher Municipal, we innovate and engineer better cleaning and clearing solutions, helping our customers grow and maintain efficient and profitable businesses. Leveraging the over 200-year-old heritage of Bucher, we are committed to helping you achieve more using less. Taking pride in being seen as a reliable partner, we work locally with you in realising the possibilities for a smarter, cleaner and more efficient tomorrow. Today.

